

### A setup and security guide for District Information Technology teams

## District Checklist

- Vendor Agreements or Approval**  
Please submit your vendor application to [hello@minga.io](mailto:hello@minga.io).
- Data Sharing or Privacy Agreement**  
Minga is registered through A4L and you can find our registered [privacy agreement here](#). If you require a district agreement to be completed please submit it to [hello@minga.io](mailto:hello@minga.io).
- Request District Manager Account**  
This provides administrative access to all schools within your district to create district-wide processes and settings.
- Update Web Filter/Firewall Policy and Permissions (Page 2)**  
Please ensure Minga domains and App IDs are allowed through your Web or Application Filters.
- Set Up Single Sign-On Authentication (Page 3)**  
Set up daily rostering syncs with your Student Information System and Minga via direct integration with OneRoster API, Clever, Classlink or SFTP.
- Setup Automatic Rostering (Page 4)**  
Set up daily rostering syncs with your Student Information System and Minga via direct integration with OneRoster API, Clever, Classlink or SFTP.
- Book a District-Wide Onboarding Session (Page 5)**  
Streamline your setup process with a district-wide onboarding call with Minga. Site-specific calls with each school are also available.
- Launch! (Page 5)**  
Kick off your district's journey with Minga. Remember, fast tech support is always available if needed.





# Data Security

## Domains & App IDs

Please ensure the following domains and App IDs are allowed through your Web or Application Filters.

**Minga Domain:** \*.minga.io

**Apple AppStore ID:** 1376350263

**Google PlayStore ID:** io.minga.app.android

---

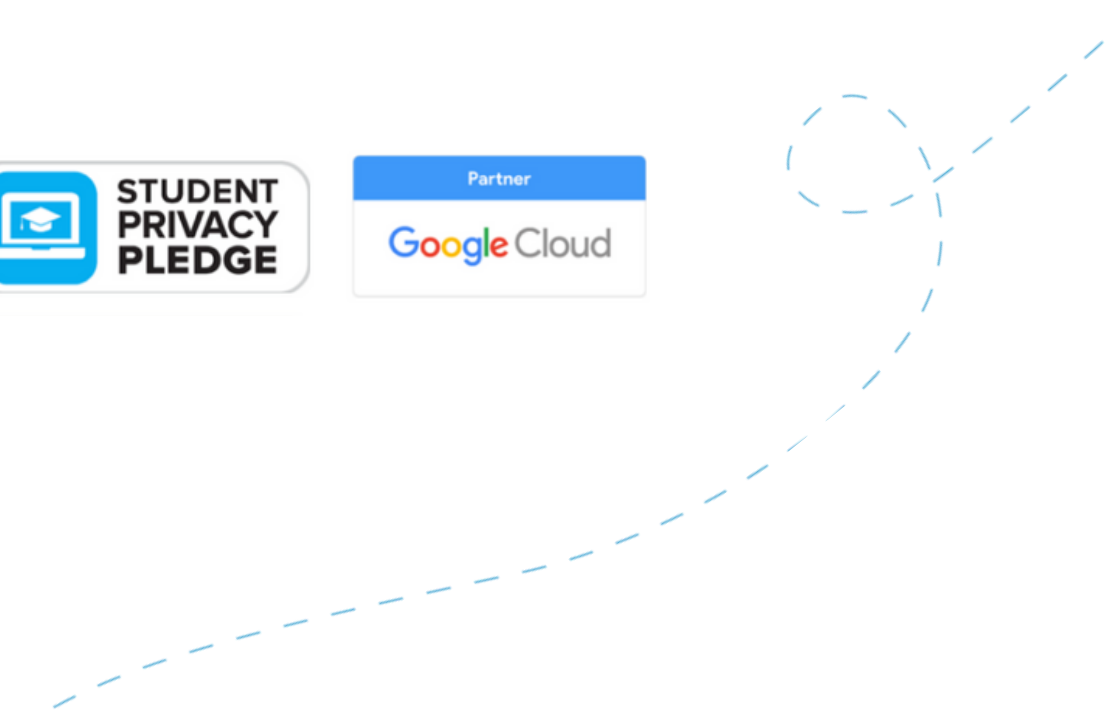
## Data Residency

All data resides in the United States and is hosted in partnership with Google.

## Safety & Security of Student Data

Minga meets United States federal and state standards for data collection, storage, usage, and sharing of personal data. We never collect unnecessary information, and we never share it for any reason outside of your school or district including names or email addresses.

- [Student Data Privacy Agreement](#)
- [Software As A Service Agreement](#)
- [Privacy Policy](#)
- [Terms of Use](#)





# Single Sign-On (SSO) Methods



Minga's 'Sign in with Google' functionality uses standard OAuth login. If the GSuite setup for your Google domain blocks all 3rd party services from accessing your Google accounts, you need to add the following app IDs to your access list for the domain. Without doing this, Google Sign-in will not work:

**Google App IDs:**

- **IOS:** 804167793453-cl0t4dlv9h0n3lbdpbh11jo4va1kak7o.apps.googleusercontent.com
- **Web:** 804167793453-a5v36t0nbt4lqdbcgj77nnt71macbq7b.apps.googleusercontent.com

**Please follow these steps to:** [Control which third-party & internal apps access Google Workspace data](#)



Ensure users can sign into Minga by approving access at the district level.

**Please follow these steps to:**


[Grant tenant-wide admin consent to an application](#)












Please refer to your Clever documentation to set up Clever SSO.

## SSO not working for a school or a user?

In the rare event that SSO cannot be used, passwords can be added to accounts and users can log in with their email address and password.



# Importing Student Data | Automatic Rostering

Platform	Direct Integration	OneRoster	SFTP	Links to additional resources
	✓			Help Guide: <a href="#">Setting up Rostering with Clever</a>
	✓			Help Guide: <a href="#">Setting up OneRoster with ClassLink for Rostering</a>
		✓	✓	Help Guide: <a href="#">Setting up OneRoster API with Aeries SIS</a>
		✓	✓	Help Guide: <a href="#">Setting up OneRoster with Infinite Campus</a>
		✓	✓	Help Guide: <a href="#">Setting up SFTP for Rostering</a>
			✓	Help Guide: <a href="#">Setting up SFTP for Rostering</a>
		✓	✓	Please contact <a href="mailto:support@minga.io">support@minga.io</a> to set this up
		✓	✓	Please contact <a href="mailto:support@minga.io">support@minga.io</a> to set this up
		✓	✓	Please contact <a href="mailto:support@minga.io">support@minga.io</a> to set this up

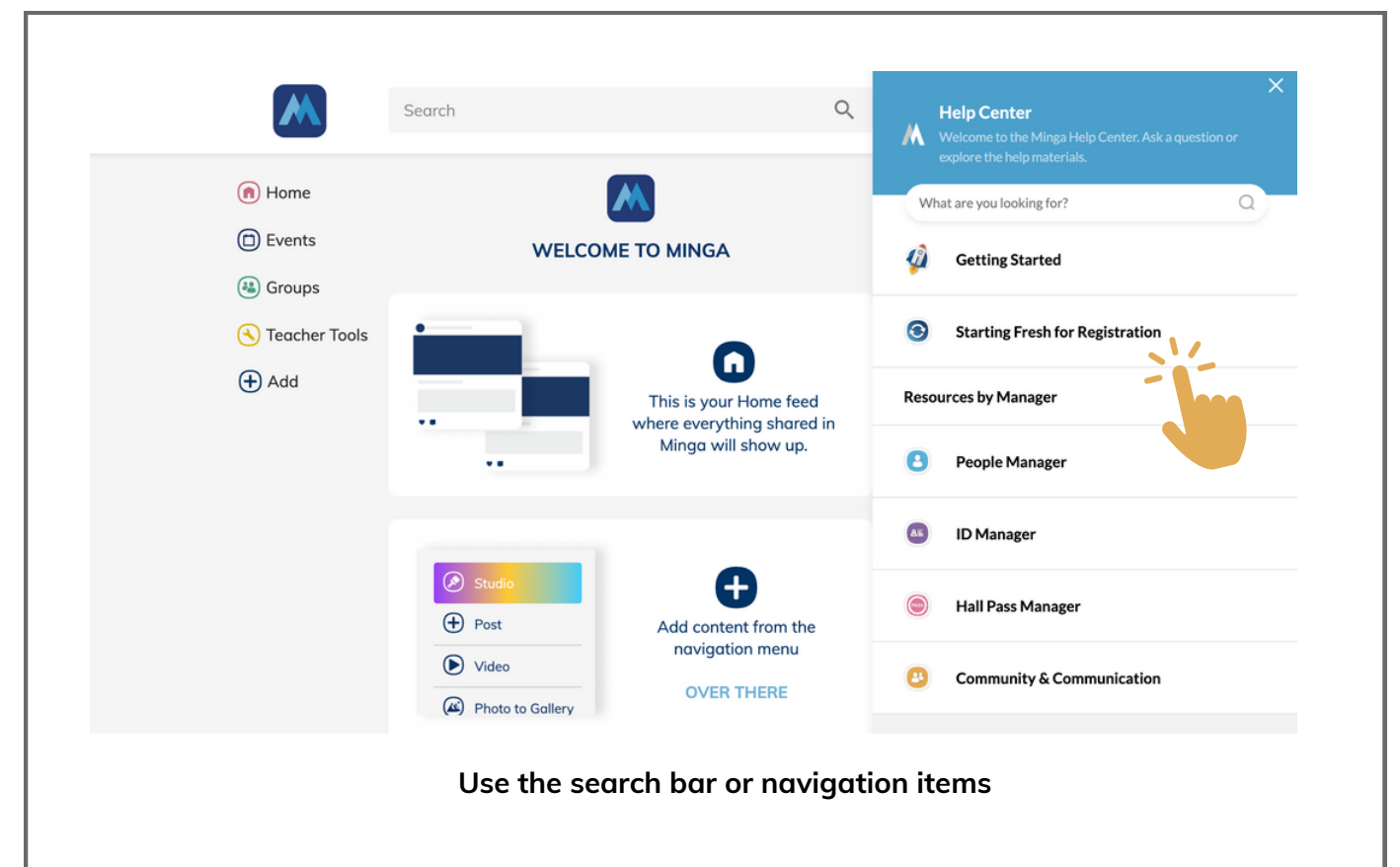
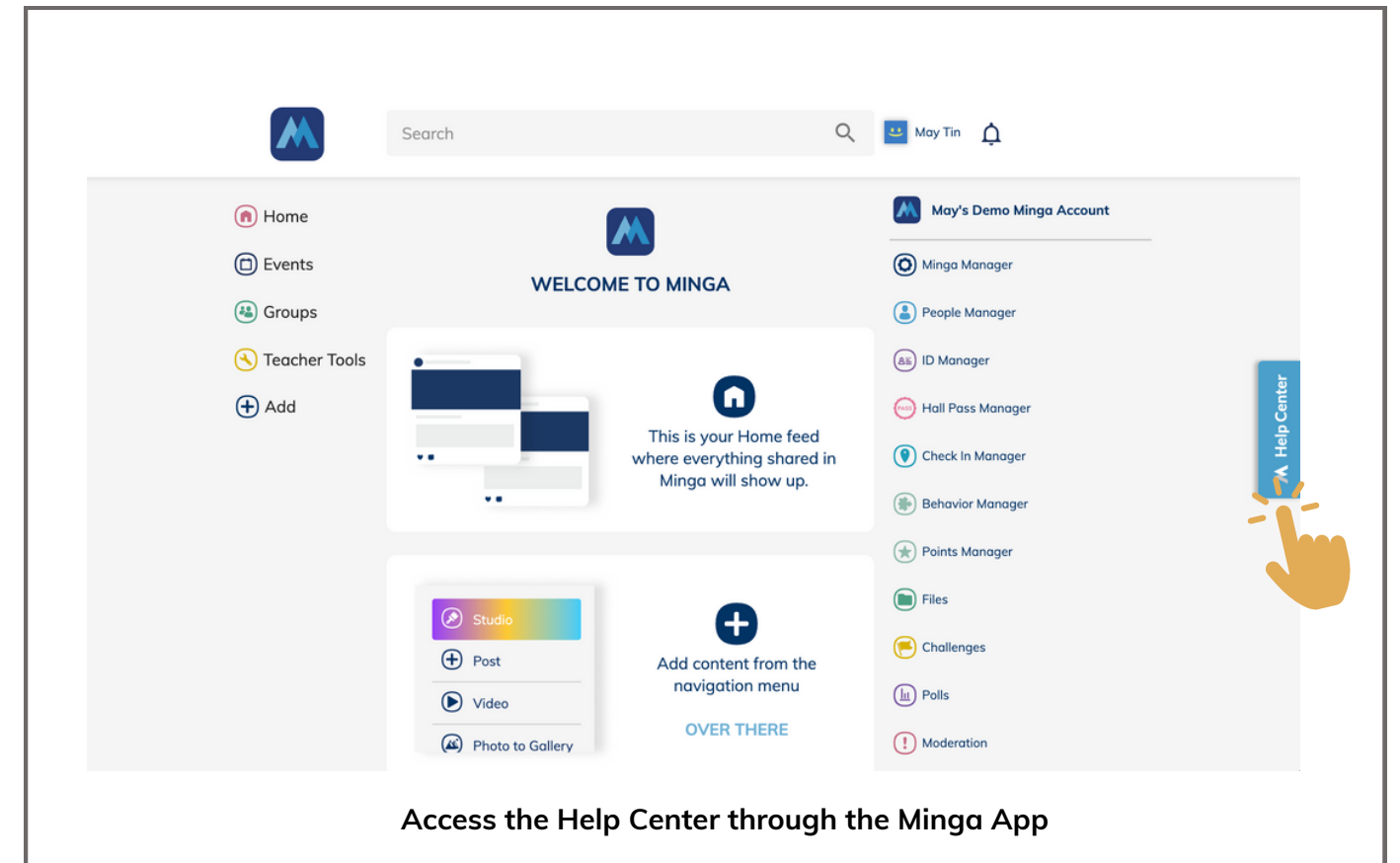


Using another SIS? The Minga support team will help you get set up.

# Minga Onboarding, Training & Support

Minga provides a comprehensive onboarding, training, and support program for your district and schools.

- Access the Help Center through the Minga App
  - In a web browser, click on the Help Center tab that appears on the right-hand side of the screen
  - Use the search bar to find information or click on one of the navigation items
- Start with the **Getting Started Checklist** at the top of the Help Center.
- Access the [Knowledge Base](#) through our website
- Access Minga's [Live Training Center](#) through our website
- Connect with support via email at [support@minga.io](mailto:support@minga.io)



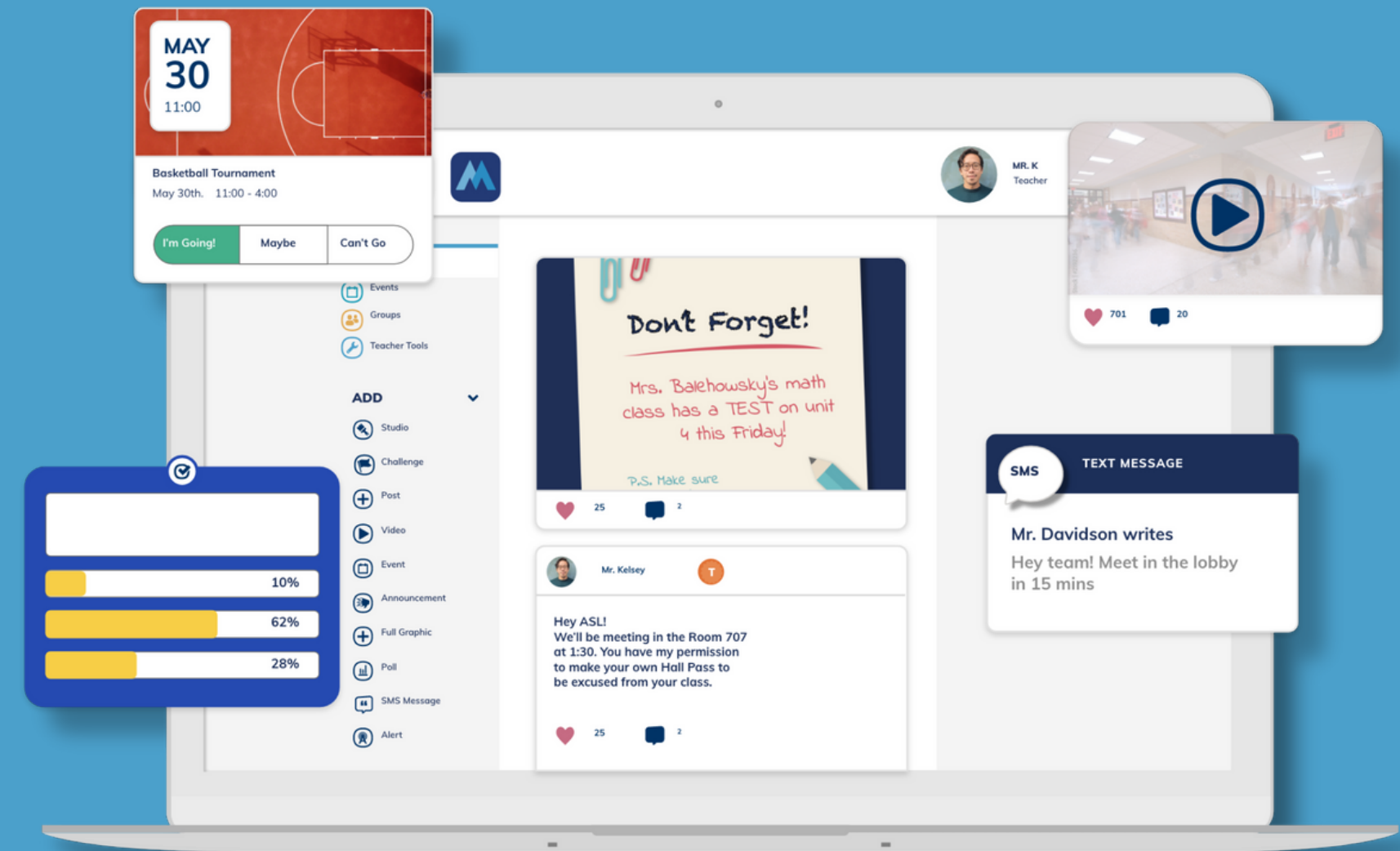
Minga provides tech and customer support at both the district AND school levels for seamless setup and deployment.

# Minga Overview

Welcome to Minga – the new Campus Management Platform that you'll be implementing in your school district.

Minga's software is easy to use and thoughtfully built for today's modern K-12 schools. The platform works seamlessly across a robust set of modules that focus on Safety & Security, Student Behavior & PBIS, Community Engagement, and Campus Operations.

The schools within your district may have chosen to use a single module or multiple modules from Minga's suite. For further information, don't hesitate to contact our team at [support@minga.io](mailto:support@minga.io).





# Modules Overview

## **Digital Student IDs**

Secure and reliable access to student IDs – anytime, anywhere. Minga’s Digital Student ID exceeds national fraud protection standards and is more secure than traditional, printed ID cards, providing extra peace of mind.

## **Digital Hall Pass**

Minga’s Digital Hall Passes ensure easy hallway access for students and reduced interruptions to teaching time. Not only do Digital Hall Passes improve safety and security on campus, they also increase student punctuality and accountability,

## **Community**

Students can easily keep up to date with their school community, with Minga’s go-to hub for all campus activity outside the classroom. Staying in the loop is effortless, with quick access to events, news, announcements, and other updates at a glance.

## **Behavior & Rewards**

Minga enables schools to effectively manage tardiness and monitor student behavior, inspiring motivation through rewards. Parents can stay easily-informed about their child's progress to nurture positive behavior.

## **Check In**

Minga’s intuitive module is designed to increase student safety and security on campus through restricted check-ins. Real-time visibility allows schools to monitor daily and special event attendance easily and efficiently.

## **FlexTime**

Minga's FlexTime module promotes and facilitates individual student growth. Students are able to embark upon highly personalized learning paths that support their unique goals, talents, and interests.

